

Introduction

The 4 Ports PCI Express Cards are designed for POS, ATM and KIOSK applications. Each card supports 50~921600 baudrate and isolation protection. The **PCard-E1041L-SI-D4**, **PCard-E2041L-SI-D4**, **PCard-E3041L-SI-D4** are for 6KV surge protect models. In addition, the **PCard-Ex041L-SI-D4** and **PCard-Ex041L-I-D4 series** provide full modem control signals to ensure compatibility with a wide range of serial peripherals.

Package Contents

The device is shipped with the following items. If any of these items is missing or damaged, please contact your customer service representative for assistance.

Contents	Pictures	Number
PCard-E1041L-I-D4 or PCard-E2041L-I-D4 or PCard-E3041L-I-D4 or PCard-E1041L-SI-D4 or PCard-E2041L-SI-D4 or PCard-E3041L-SI-D4		X 1
QIG		X 1
Standard profile bracket		X 1

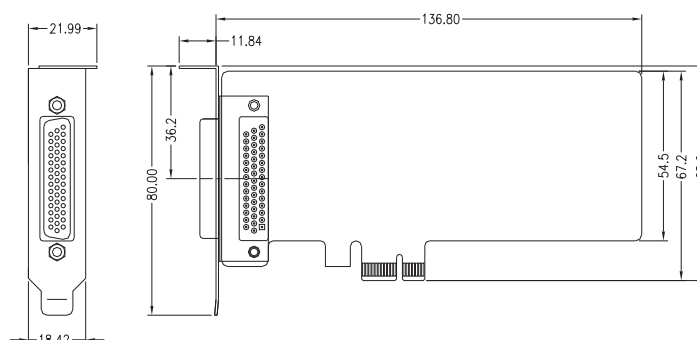
Preparation

Before you begin installing the switch, make sure you have all of the package contents available and a PC with Microsoft Internet Explorer 6.0 or later, for using web-based system management tools.

Safety & Warnings

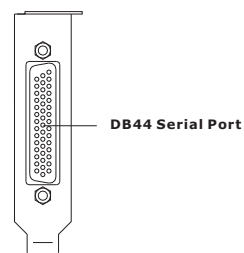
- Elevated Operating Ambient:** If installed in a closed or multi-unit rack assembly, the operating ambient temperature of the rack environment may be greater than room ambient. Therefore, consideration should be given to installing the equipment in an environment compatible with the maximum ambient temperature (T_{ma}) specified by the manufacturer.
- Reduced Air Flow:** Installation of the equipment in a rack should be such that the amount of air flow required for safe operation of the equipment is not compromised.
- Mechanical Loading:** Mounting of the equipment in the rack should be such that a hazardous condition is not achieved due to uneven mechanical loading.
- Circuit Overloading:** Consideration should be given to the connection of the equipment to the supply circuit and the effect that overloading of the circuits might have on overcurrent protection and supply wiring. Appropriate consideration of equipment nameplate ratings should be used when addressing this concern.

Dimension



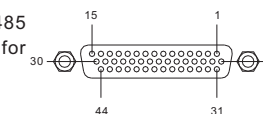
Panel Layouts

Front View



DB44 Serial Port

The DB44 connector supports RS232 / RS422 / RS485 operation modes. Please refer to the following table for the pin assignments of the DB44 connector.



DB44 Female connector

For PCard-E1041L-SI-D4 / PCard-E1041L-I-D4

PIN	RS232	RS422	4W-RS485	2W-RS485
1	DCD	--	--	--
2	RXD	--	--	--
3	TXD	--	--	--
4	DTR	--	--	--
5	GND	--	--	--
6	DSR	--	--	--
7	RTS	--	--	--
8	CTS	--	--	--
--	--	--	--	--

For PCard-E2041L-SI-D4 / PCard-E2041L-I-D4

DIP Switch Definition for RS485

PIN1/PIN2	Pull Hi/Lo
PIN3	Terminator

PIN	RS232	RS422	4W-RS485	2W-RS485
1	--	TX-	TX-	--
2	--	TX+	TX+	--
3	--	RX+	RX+	D+
4	--	RX-	RX-	D-
5	--	GND	GND	GND
6	--	--	--	--
7	--	--	--	--
8	--	--	--	--
--	--	--	--	--

For PCard-E3041L-SI-D4 / PCard-E3041L-I-D4

DIP Switch Definition for RS485

PIN1/PIN2	Pull Hi/Lo
PIN3	Terminator

PIN	RS232	RS422	4W-RS485	2W-RS485
1	DCD	TX-	TX-	--
2	RXD	TX+	TX+	--
3	TXD	RX+	RX+	D+
4	DTR	RX-	RX-	D-
5	GND	GND	GND	GND
6	DSR	--	--	--
7	RTS	--	--	--
8	CTS	--	--	--
--	--	--	--	--

Cable Order Information (Optional)

Model Name	Pictures	Description
9_CYASWL0012_XXB0		DB44 Male to DB9 MaleX4, 50cm

Specifications

ORing Model	PCard-E1041L-SI-D4/ PCard-E1041L-I-D4	PCard-E2041L-SI-D4/ PCard-E2041L-I-D4	PCard-E3041L-SI-D4/ PCard-E3041L-I-D4
Serial Port			
Connector	DB44(female) x1		
Ports	4		
Operation Mode	RS-232	RS-422 / 4(2)-Wire RS-485	RS-232 / RS-422 / 4(2)-Wire RS-485
Serial Baud Rate	50 bps to 921.6 Kbps		
Data Bits	5, 6, 7, 8		
Parity	odd, even, none, mark, space		
Stop Bits	1, 1.5, 2		
RS-232	TxD, RxD, RTS, CTS, DTR, DSR, DCD, GND		
RS-422	TX+, TX-, RX+, RX-, GND		
RS-485(2-wire)	D+, D-, GND		
RS-485(4-wire)	TX+, TX-, RX+, RX-, GND		
Flow Control	RTS/CTS, Xon/Xoff	Xon/Xoff	RTS/CTS, Xon/Xoff
LED Indicator			
Serial TX LEDs	Green: Serial port is transmitting data (TX)		
Serial RX LEDs	Amber: Serial port is receiving data (RX)		
Power			
Power consumption	1,150 mA @ 3.3 VDC		
Physical Characteristic			
Dimension	67.2 x 136.8 mm (2.65x 5.39inch.)		
Environmental			
Storage Temperature	-40 to 85°C (-40 to 185°F)		
Operating Temperature	-40 to 75°C (-40 to 167°F)		
Operating Humidity	5% to 95% Non-condensing		
Standards and Certification			
EMC	EN 55032/24		
EMI	CISPR 22, FCC Part 15B Class B		
EMS	EN61000-4-2 (ESD): Contact: 8 kV; Air: 15 kV EN61000-4-3 (RS): 80 MHz to 1 GHz: 3 V/m EN61000-4-4 (EFT): Power: 1 kV; Signal: 0.5 kV EN61000-4-5 (Surge): Power: 2 kV; Signal : 6 KV (only for -SI model) EN61000-4-6 (CS): 150 kHz to 80 MHz: 3 V/m; Signal: 3 V/m EN61000-4-8 (PFMF)		
Warranty	5 years		

Copyright© 2017 ORing
All rights reserved.



ORing Industrial Networking Corp.

TEL: +886-2-2218-1066 Website: www.oringnet.com
FAX: +886-2-2218-1014 E-mail: support@oringnet.com